



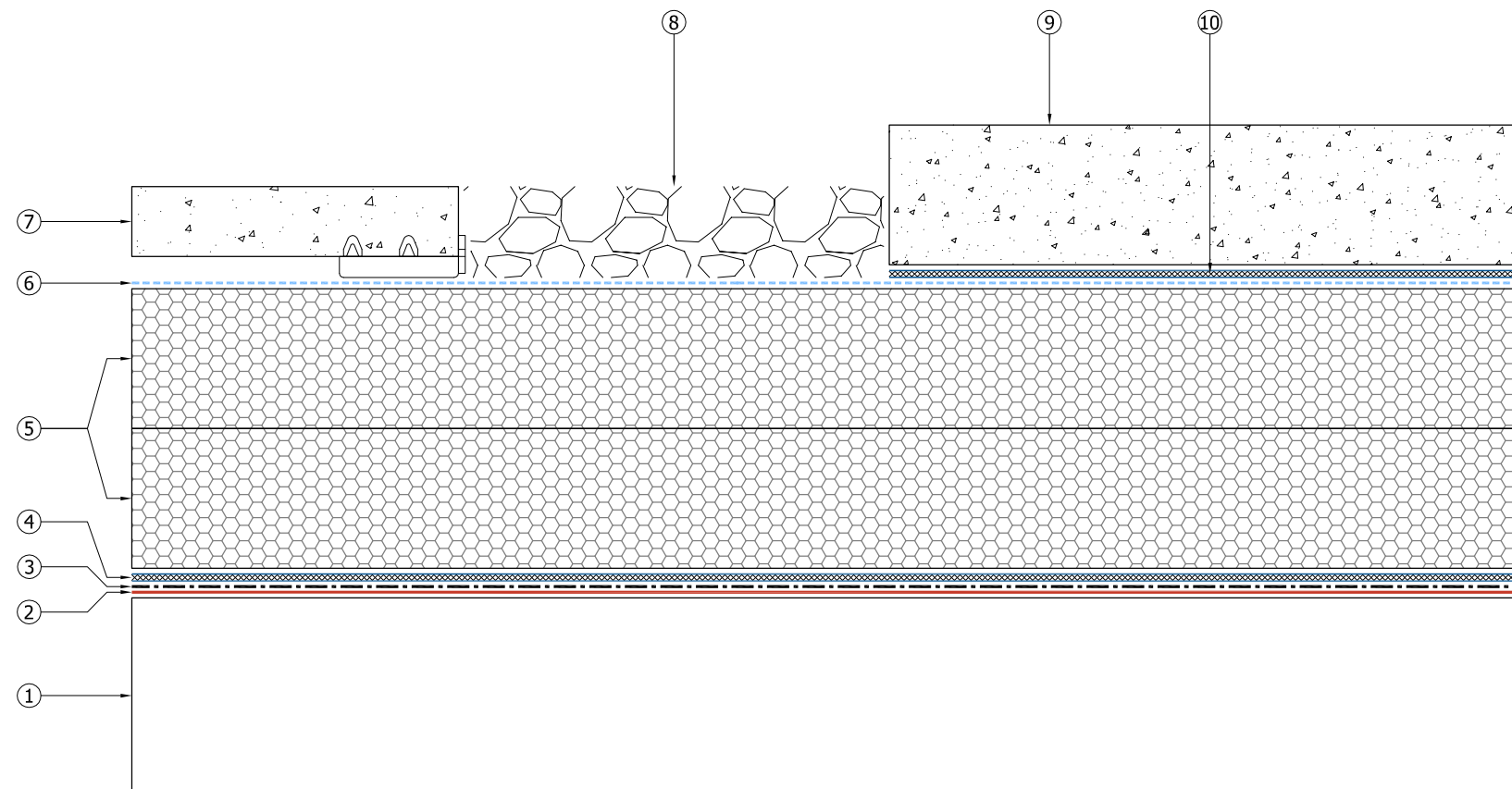


Key

- ① Existing substrate prepared in strict accordance with Sika Liquid Plastics Project Specification
- ② ——— Decothane Root Resistant Base Coat embedded with Sika Reemat Premium GFM
- ③ - - - Decothane Root Resistant Top Coat applied in strict accordance with Sika Liquid Plastics Project Specification
- ④  Terram 1B1 Drainage Composite Layer
- ⑤  Sika Liquid Plastics Eco Inverted Roof Board [board size 1250 x 600mm]
- ⑥ - - - - - Sika MinFX Separation Layer
- ⑦ Paving slabs [minimum 115kg/m²] on 15mm thick x 175mm Decopad supports [5mm slab spacing]
- ⑧  Gravel Ballast [nominal 20-40mm round washed river stones minimum 80kg/m²]
- ⑨ Pre-cast concrete support plinth to Structural Engineers recommendations
- ⑩  Suitable drainage board to facilitate cross drainage beneath support plinth locations



Sika Liquid Plastics
 Sika House
 Miller Street
 Preston
 Lancashire PR1 1EA
 Telephone: 01772 259781
 Email: technical.customer.services@uk.sika.com
 www.liquidplastics.co.uk

This drawing is solely intended to illustrate the correct application of Sika Liquid Plastics products and systems. It must be read in conjunction with the appropriate specification and current issue of relevant Product Data Sheets. All elements bearing reference to structural and/or thermal design are shown indicatively and **should not be used** in whole or in part for any aspect of project design without consulting the relevant authorities.

For refurbishment projects, all aspects of the existing roof are deemed to be fully compliant with BS 6229:2003 (Code of Practice for Flat Roofs with Continuously Supported Coverings) or improved upon for instances where these standards are not met.

Site-specific details not covered by our standard range can be obtained by providing relevant information to the email address shown.

INVERTED ROOF DESIGN NOTES:

01. In accordance with LRWA Guidance Note 7*, Inverted Roofs should have positive falls in order to function as designed. The Sika Liquid Plastics Guarantee is issued on the premise that the correct falls have been achieved. If it is found at any point during the Guarantee period that positive falls are not being achieved, Sika Ltd will take no responsibility for any water in the system found as a consequence. It is not the responsibility of Sika Ltd to measure the falls of the roof at any period during installation of the system or thereafter.

02. The Inverted roof ballast figures shown are indicative minimum values and must be calculated by a competent person in accordance with the relevant parts of BS EN 1991-1-4:2005 and the UK National Annex.

Project N^o

DWG N^o Revision

Project:

Drawing Title:
 Inverted Roof Arrangement
 showing typical precast
 Plant Support Plinth

Scale: NTS @ A3 Drawn:

Date:

